

GLIF secretariat **and its funding**


Report January 2010 – June 2011

Rio de Janeiro, 14 September 2011



What is GLIF?

- ▶ GLIF is an international virtual organisation that promotes the paradigm of lambda networking
- ▶ The activities of GLIF are two-fold:
 - GLIF participants jointly make lambdas and GOLEs available as an integrated global facility for use in data-intensive research
 - GLIF brings together leading networking engineers worldwide, who collaborate to bring the technology forward
- ▶ Secretariat functions for GLIF are provided by TERENA staff



Work done by GLIF secretariat

1. Website and mailing lists:

- Website is being updated regularly
- More information was added to website
- New maps on website May 2011


- (Closed) mailing lists are maintained for GLIF working groups
- The list all@glif.is contains those subscribed to any of the above, plus additional people
- Approvals of subscription requests and unsubscriptions are handled within hours



Work done by GLIF secretariat

2. Annual GLIF workshops and other meetings:

- WG-TECH meeting
Salt Lake City, 3-4 February 2010
- 10th Annual Global LambdaGrid Workshop
Geneva, 13-14 October 2010
- WG-TECH meeting
Hong Kong, 24-25 February 2011
- *Open Exchange Point Discussion meeting*
Arlington, 20 April 2011
- 11th Annual Global LambdaGrid Workshop
Rio de Janeiro, 13-14 September 2011



Work done by GLIF secretariat

3. Secretariat of GLIF working groups:

- Qualified secretary of working groups
- Organisation of WG meetings (logistics, agenda)
- Minutes and presentations published on GLIF website
- Monitoring progress and reminding people about action items


- Secretariat team unchanged since a year ago: Kevin Meynell, Péter Szegedi and Karel Vietsch



Work done by GLIF secretariat

4. Public relations and outreach:

- News items on the annual GLIF workshop and major developments
- *Attended Supercomputing 2010 in New Orleans, November 2010*
- Copies of the small, glossy brochure ran out in 2008; new version was prepared
 - Publication was delayed in order to include new GLIF map; eventually brochure was printed July 2011



GLIF secretariat expenditure in 2010

	budget		actual	
	MM	€	MM	€
Website and mailing lists	1.0	7,500	0.71	5,915
maps / web design				7,563
Secretariat of GLIF WGs	1.5	15,000	1.61	13,293
travel and subsistence		3,000		9,760
(phone) meeting costs		1,000		
Organisation of annual GLIF ws	1.5	13,000	3.11	25,759
Public relations and outreach	1.1	11,000	1.35	11,131
printing costs		4,000		1,857
Overheads/indirect costs		26,500		37,642
total	5.1	81,000	6.78	112,920



GLIF Sponsors 2010



AMPATH™
INTERNATIONAL EXCHANGE POINT IN MIAMI



canarie



cenic



NORDUnet
Nordic Infrastructure for Research & Education



UNIVERSITEIT VAN AMSTERDAM

UIC The University of Illinois
at Chicago

GLIF secretariat income in 2010

	Actual (€)
AARNet	1,020
AMPATH	765
CANARIE	2,500
CENIC	1,688
CERN	2,250
CPqD	2,000
e-ARENA	2,000
i2CAT	850


	Actual (€)
Indiana U	1,080
Internet2	3,375
JANET(UK)	5,000
KAUST	2,000
KISTI	4,000
NLR	5,928
NORDUnet	6,000
iCAIR	904
PNWGP	1,530
RNP	1,148

	Actual (€)
SURFnet	8,000
TWAREN	1,500
U.Amsterdam	750
UCSD	646
UIC	765
total	55,699




Reserves at the end of 2010

	€
Surplus from 2005–2009	95,424
Income from GLIF Sponsors for 2010	55,699
Income from registration fees Geneva	18,825
	169,948
Expenditure for GLIF secretariat in 2010	112,920
Expenditure for Geneva workshop	11,930
Surplus from 2005–2010	45,098





2011


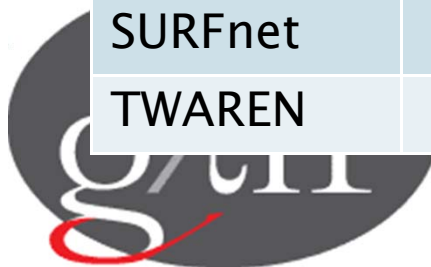


Sponsorship overview (1)

	2005	2006	2007	2008	2009	2010	2011
AARNet	2,000	2,160	1,512	1,360	1,020	1,020	1,020
AMPATH			1,117	966	721	765	695
ANSP							4,000
CANARIE	5,000	5,400	3,780	3,400	2,500	2,500	2,500
CENIC				1,933	1,454	1,688	1,434
CERN	3,000	3,300	3,000	3,000	2,250	2,250	2,250
CESNET	10,000	5,400	5,400	5,400	4,050	0	4,050
CPqD					2,000	2,000	2,000
e-ARENA						2,000	2,000
HEAnet			4,000	4,000	2,000		
i2CAT			1,200	1,080	850	850	850
Indiana U	2,000	2,160	1,600	1,440	1,080	1,080	1,080
Internet2& NLR	10,000						


Sponsorship overview (2)

	2005	2006	2007	2008	2009	2010	2011
Internet2			5,000	4,500	3,375	3,375	3,375
JANET(UK)	10,000	10,800		8,000	6,000	5,000	
KAUST					2,000	2,000	2,000
KISTI			4,000	4,000	3,200	4,000	4,000
NLR		10,206	7,446	6,765	5,106	5,928	5,132
NORDUnet	10,000	10,800	8,000	8,000	6,000	6,000	6,000
iCAIR	1,226	1,106	1,117	1,040	778	904	767
PNWGP		1,843	3,685	1,933	1,404	1,530	1,389
RIPN					2,000		
RNP					1,056	1,148	1,041
SURFnet	10,000	10,800	7,500	8,000	8,000	8,000	8,000
TWAREN			1,513	1,500	1,500	1,500	1,500




Sponsorship overview (3)


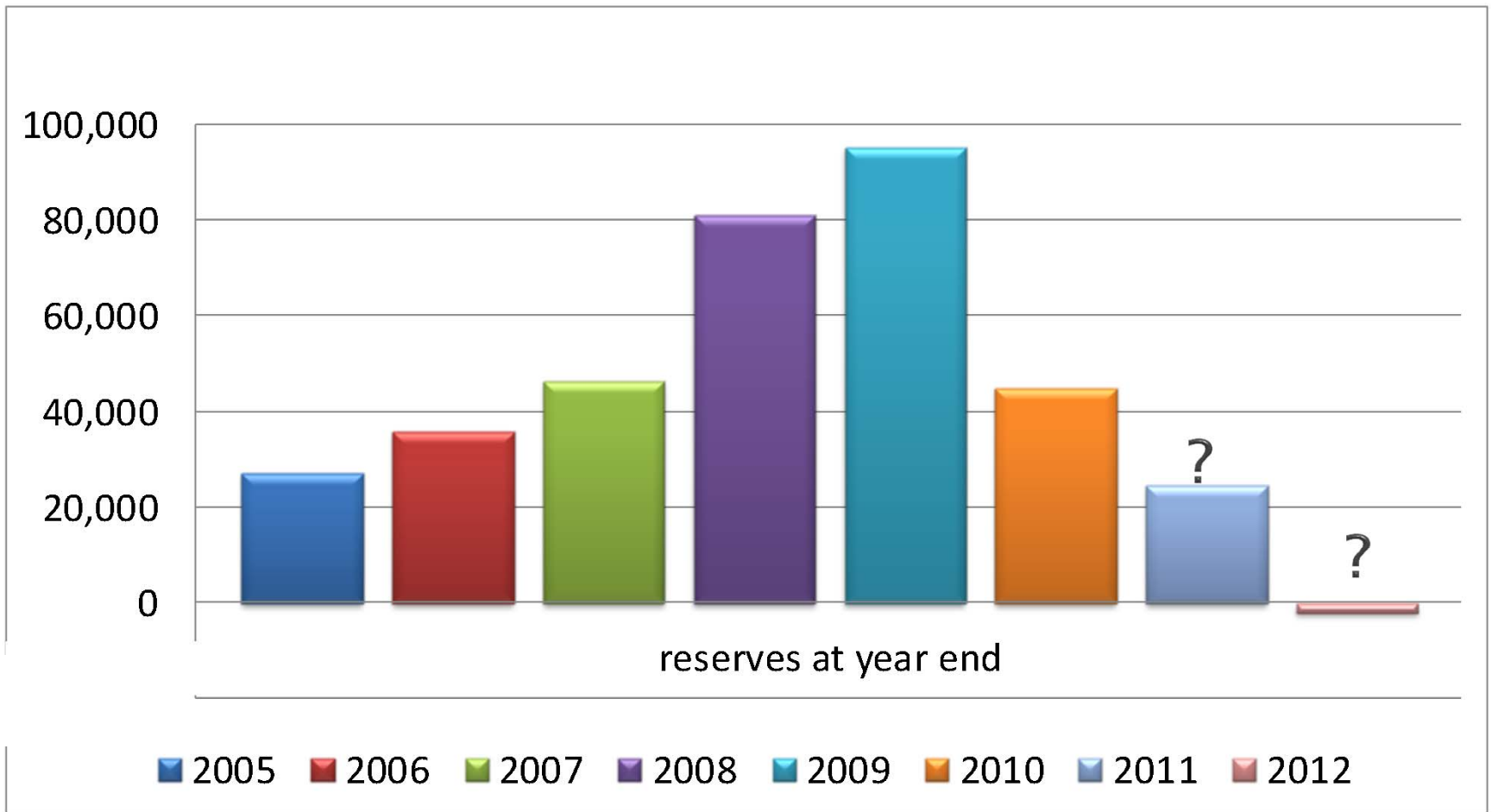
	2005	2006	2007	2008	2009	2010	2011
U Amsterdam	2,500	2,500	2,500	1,500	1,000	750	500
UCSD	1,226	1,179	834	738	556	646	548
UIC	1,226	1,179	1,191	1,031	704	765	695
total	68,178	68,833	64,395	69,586	60,604	55,699	56,826
TERENA	24,337	29,980	26,857	22,601	28,295		
Grand total	92,515	98,813	91,252	92,187	88,900	55,699	56,826



GLIF secretariat approved budget 2011

	Actual 2010		Budget 2011	
	MM	€	MM	€
Website and mailing lists	0.71	13,478	1.0	6,500
Secretariat of GLIF WGs	1.61	23,053	1.1	16,500
Organisation GLIF workshop	3.11	25,759	2.6	20,000
Public relations and outreach	1.35	12,988	0.4	3,500
Overheads/indirect costs		37,642		28,500
	6.78	112,920	5.1	75,000





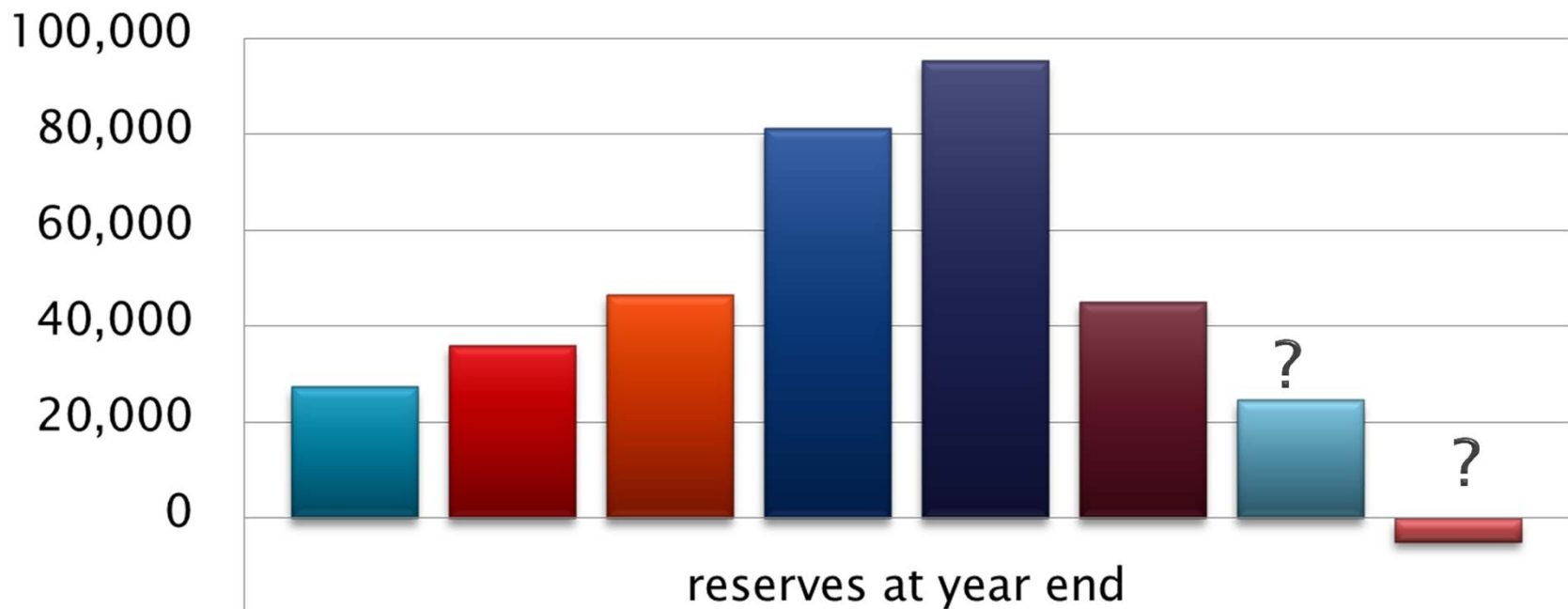


2012



GLIF secretariat budget proposal 2012 (expenditure)

	Actual 2010		Budget 2011		Proposed budget 2012	
	MM	€	MM	€	MM	€
Website and mailing lists						
manpower	0.71	5,915	1.0	6,500	0.7	6,000
maps/webdesign		7,563				
Secretariat of GLIF WGs						
manpower	1.61	13,293	1.1	9,000	1.5	13,000
travel and subsistence		9,760		7,500		8,000
Organisation GLIF workshop	3.11	25,759	2.6	20,000	2.6	20,000
Public relations and outreach						
manpower	1.35	11,131	0.4	3,500	0.4	3,500
printing costs		1,857				
Overheads/indirect costs		37,642		28,500		28,500
	6.78	112,920	5.1	75,000	5.2	79,000



■ 2005
 ■ 2006
 ■ 2007
 ■ 2008
 ■ 2009
 ■ 2010
 ■ 2011
 ■ 2012



To continue we need a buffer of at least 20,000 euro. That requires some 25,000 euro more income in 2012 than we expect in 2011.